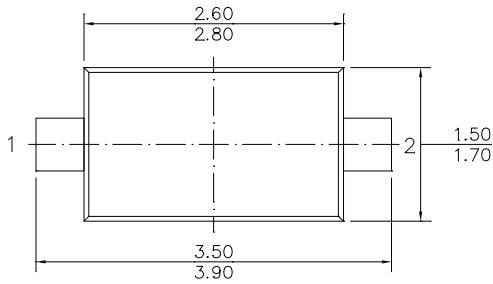
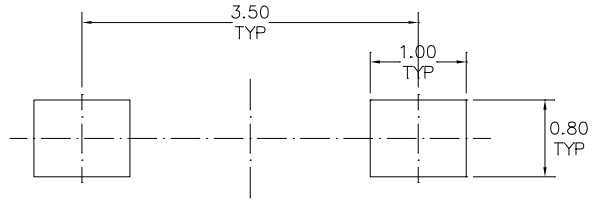


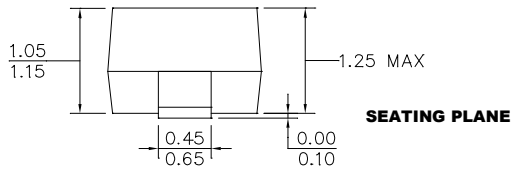
**PACKAGE OUTLINE DRAWING FOR SOD123
MF-PO-D-0106 revision 0.0**




TOP VIEW



RECOMMENDED LAND PATTERN

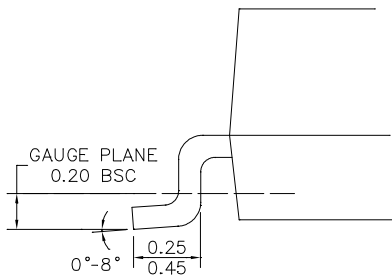


FRONT VIEW



SEE DETAIL "A"

SIDE VIEW



DETAIL "A"

NOTE:

- 1) ALL DIMENSIONS ARE IN MILLIMETERS.
- 2) PACKAGE LENGTH DOES NOT INCLUDE MOLD FLASH, PROTRUSION OR GATE BURR.
- 3) PACKAGE WIDTH DOES NOT INCLUDE INTERLEAD FLASH OR PROTRUSION.
- 4) LEAD COPLANARITY (BOTTOM OF LEADS AFTER FORMING) SHALL BE 0.10 MILLIMETERS MAX.
- 5) DRAWING CONFORMS TO JEDEC DO-219.
- 6) DRAWING IS NOT TO SCALE.